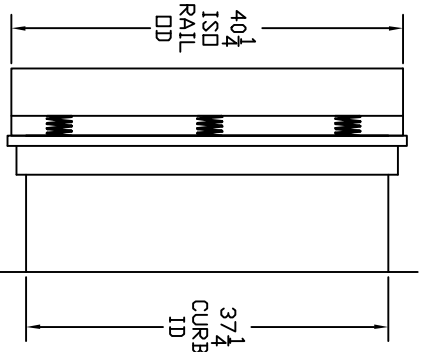
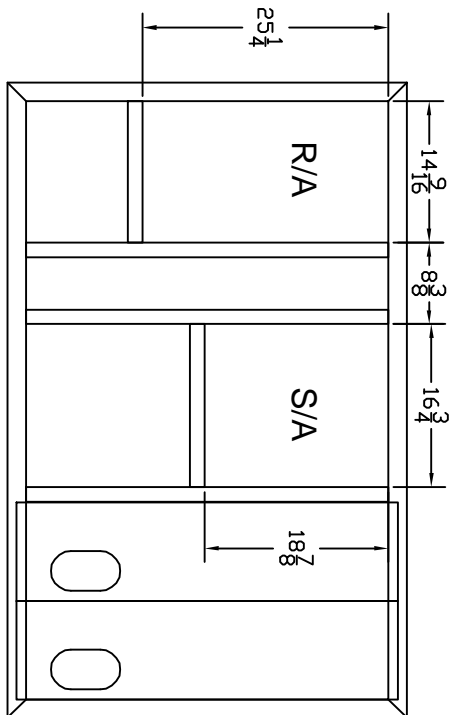


TAG:

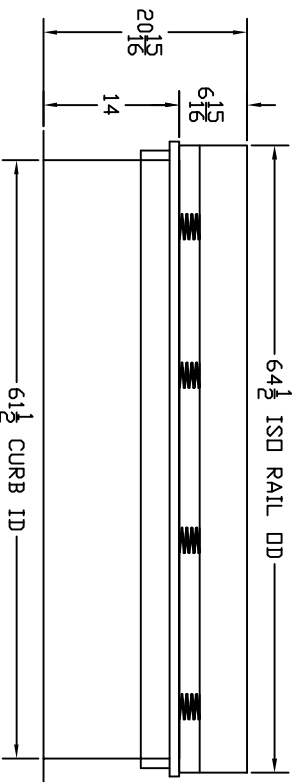
# SUBMITTAL

REVISIONS					
REV	ECN #	DESCRIPTION	APP	CHKD	DATE

## TOP VIEW



## RIGHT VIEW

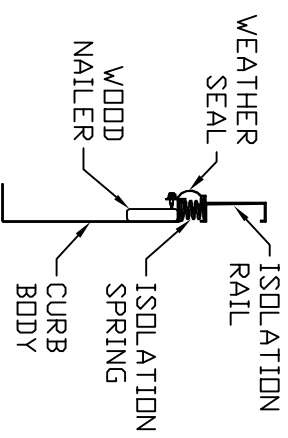


## FRONT VIEW

### FEATURES:

1. ROOF CURB AND ISLATION RAIL SHIPPED ASSEMBLED
2. ISOLATION RAIL FABRICATED OF ALUMINIUM EXTRUSION
3. CURB FABRICATED OF HEAVY GAUGE GALVANIZED STEEL
4. MITERED CORNERS
5. FULL PERIMETER WOOD NAILER
6. FULL PERIMETER WEATHER SEAL
7. DUCT SUPPORT AND INSULATED PANELS INCLUDED
8. CANVAS DUCT NOT INCLUDED

TRANE: YHC036E  
ISOLATION CURB W/2" DEFLECTION  
SEISMIC RATED



**Cambridgeport**<sup>TM</sup>  
1-800-648-2872

HVAC Accessories & Engineered Systems

DESCRIPTION: CURB, ISLATION, TRANE, 042

CUSTOMER/JOB NAME: SG TORRIDE / TD BANK MELROSE

JOB#	DATE	SCALE	PAGE

THE INFORMATION CONTAINED IN THIS DOCUMENT IS PROPRIETARY TO CAMBRIDGEPORT AIR SYSTEMS. THIS DOCUMENT MAY NOT BE ISSUED TO ANY OTHER PARTY WITHOUT THE WRITTEN PERMISSION OF CAMBRIDGEPORT AIR SYSTEMS. ALL RIGHTS RESERVED. TRADEMARKS OF CAMBRIDGEPORT AIR SYSTEMS ARE RESERVED.

TOLERANCES	DECIMALS	0.000	+/- .063	.00	+/- .063	0	+/- .063	ANGLES	+/- 1 DEG	FRACTIONS	+/- 1/16"
------------	----------	-------	----------	-----	----------	---	----------	--------	-----------	-----------	-----------

CHECKED BY:   
 DATE:   
 DWG # 1005561   
 (KMS #)